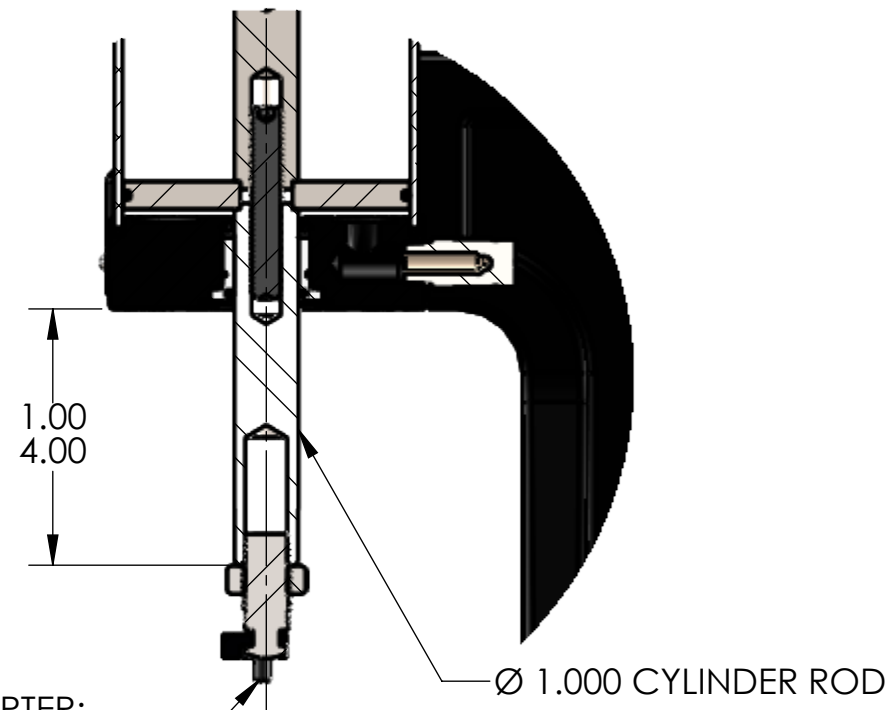
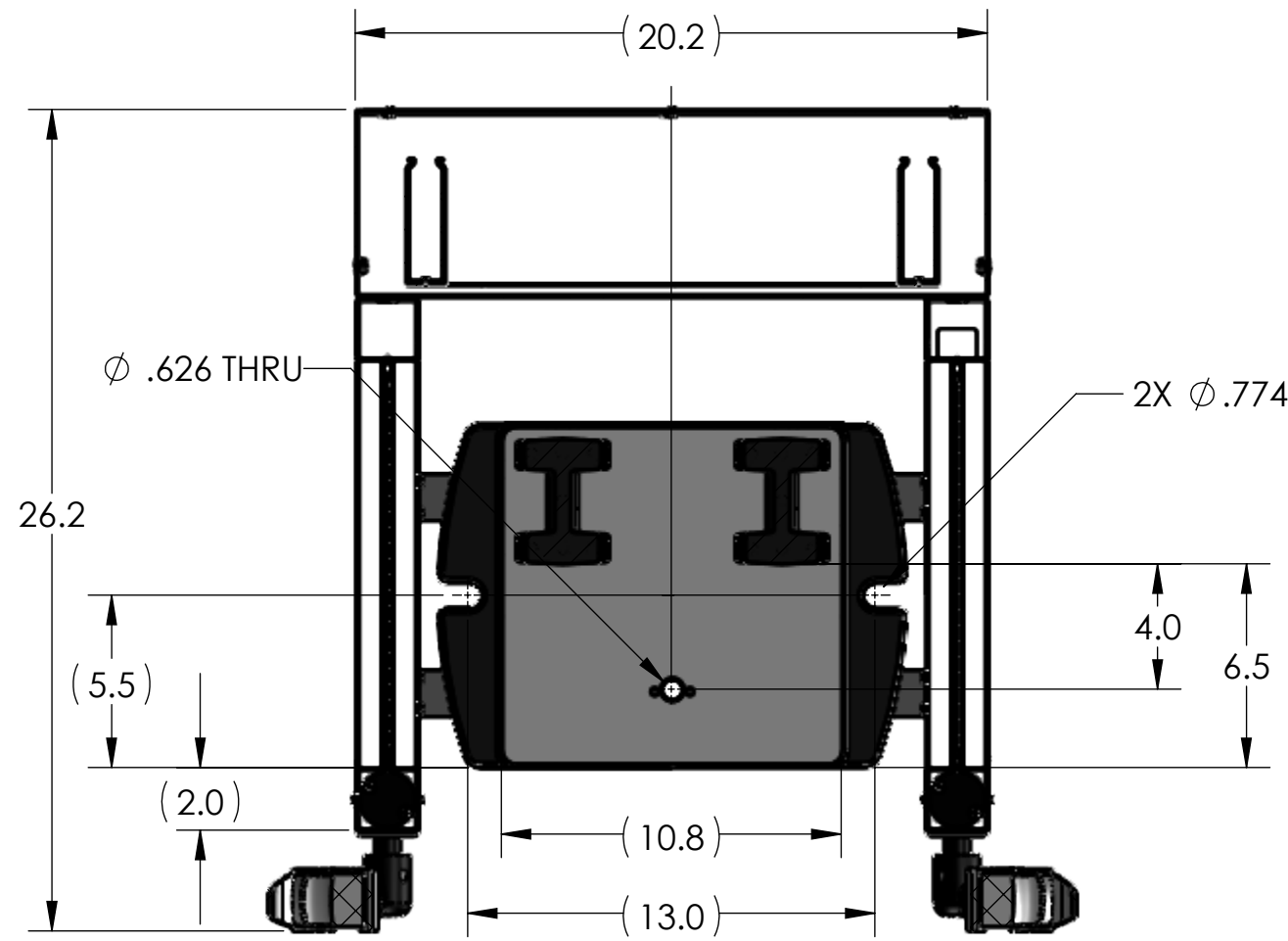
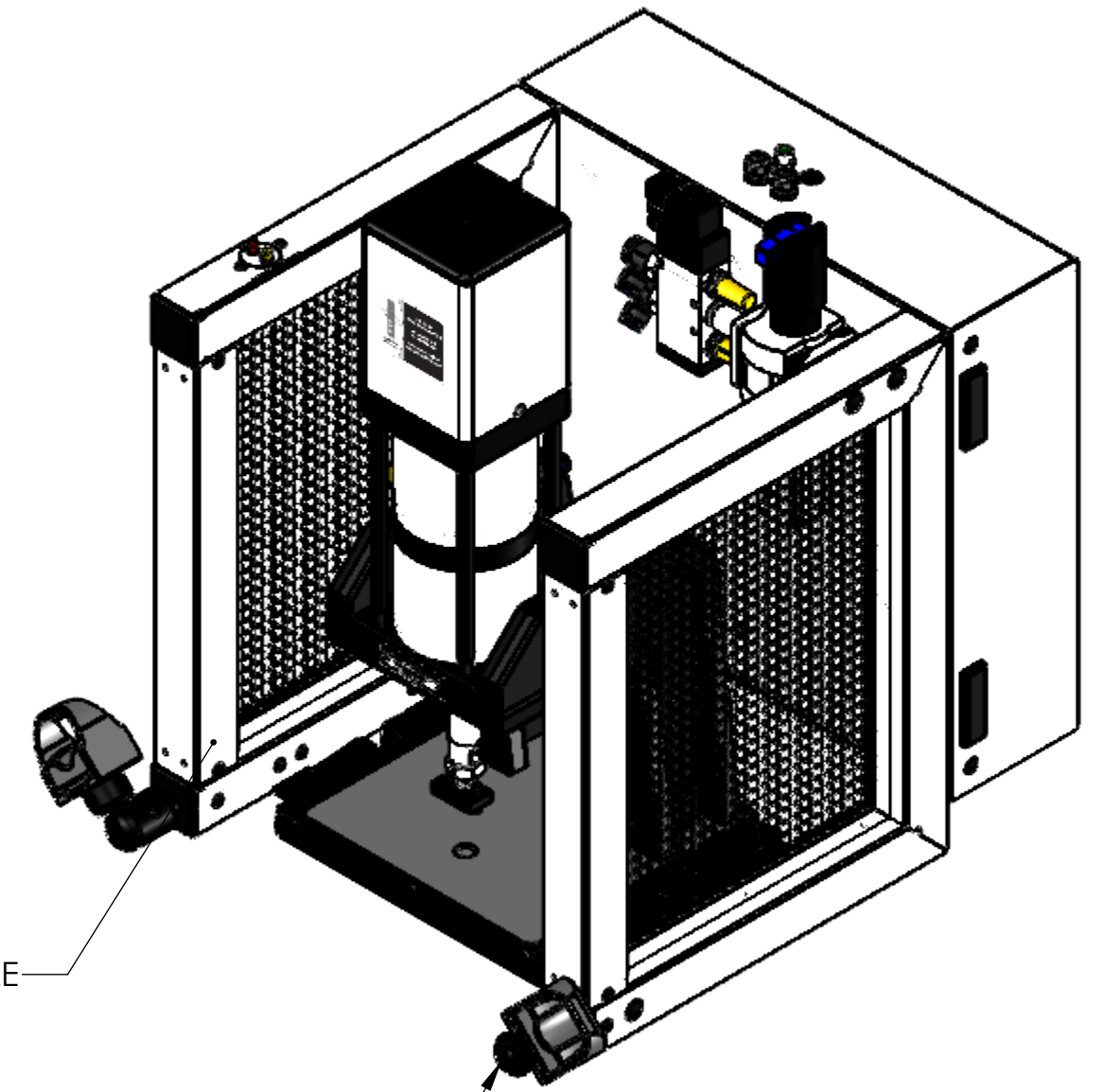


| REGULATED PRESSURE | FORCE |
|--------------------|-------|
| 60 PSI             | 1814  |
| 80 PSI             | 2419  |
| 100 PSI            | 3024  |

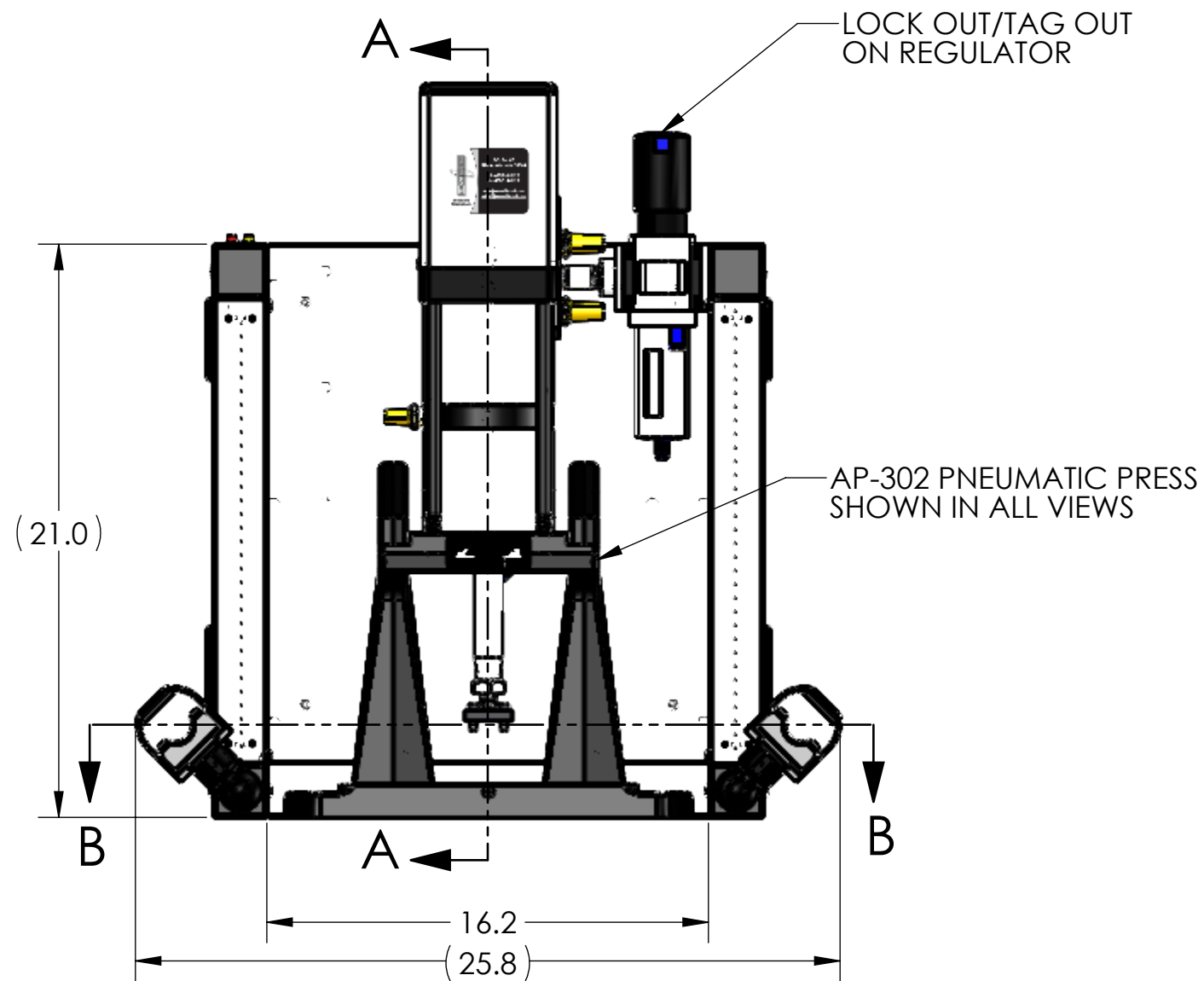


DETAIL C  
SCALE 1 : 3

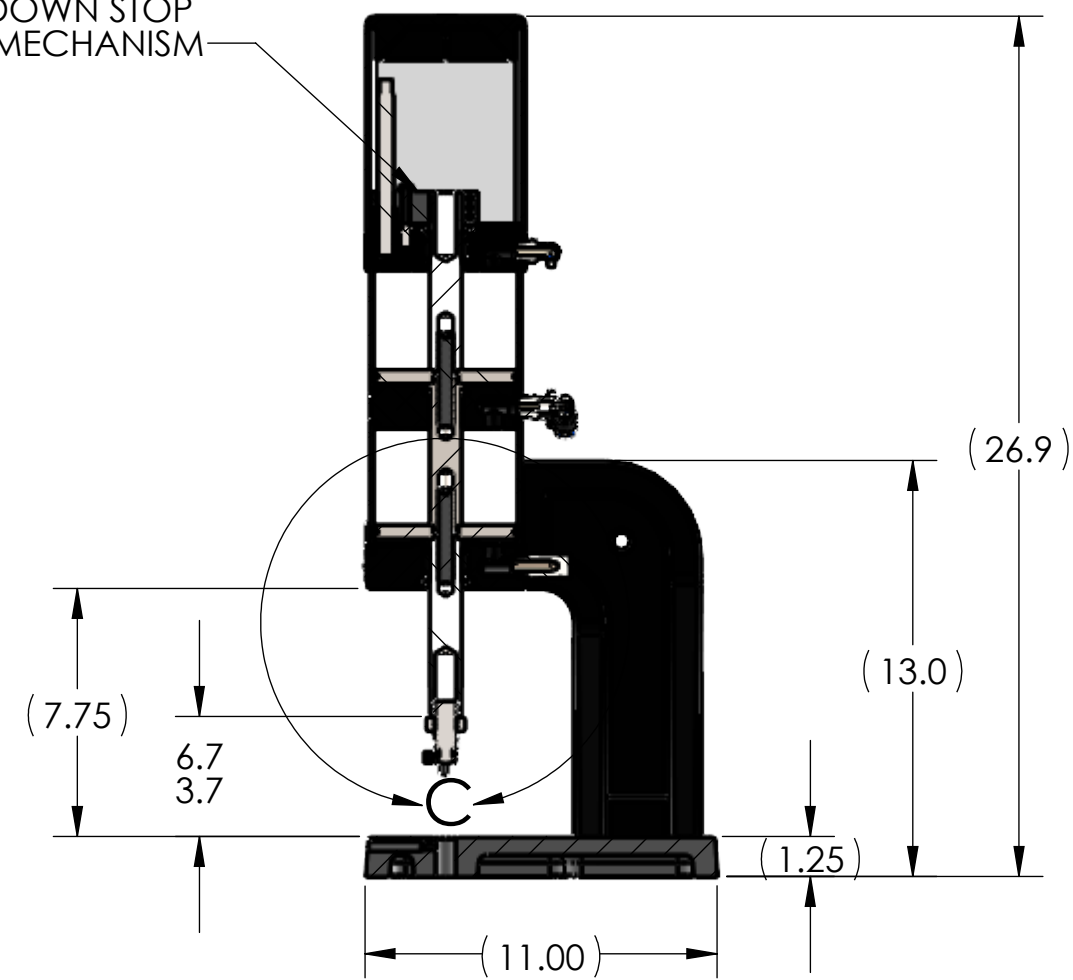
FRONT TUBES & WIRE MESH ARE REMOVABLE



FULLY ADJUSTABLE OPTO TOUCH BUTTONS



ADJUSTABLE DOWN STOP  
ANTI-ROTATE MECHANISM




NOTES:

- PRESS OPERATES ON LOW VOLTAGE (24V DC).
- LED LIGHT COMES STANDARD.
- OPTIONAL FORCE MONITORING SYSTEM AVAILABLE UPON REQUEST (NOT SHOWN).
- OPTIONAL 500-15 ASSEMBLY BUSHING AVAILABLE UPON REQUEST (NOT SHOWN).
- OPTIONAL RISER BLOCKS AVAILABLE UPON REQUEST (NOT SHOWN).
- CYLINDER ROD SHOWN IN EXTENDED POSITION.
- ALL CYLINDERS COME STANDARD WITH 3" OF STROKE.  
LONGER CYLINDER STROKE LENGTHS AVAILABLE UPON REQUEST.
- TOOL ADAPTER SHOWN DOES NOT COME STANDARD.
- REMOVED GUARD IN RIGHT VIEW FOR CLARITY.

THIS DRAWING WAS PRINTED ON 3/3/2021

| UNLESS OTHERWISE SPECIFIED:                          |                      |
|--|----------------------|
| DIMENSIONS ARE IN INCHES                             |                      |
| TOLERANCES:  |                      |
| FRACTIONAL: $\pm 0.15$                               |                      |
| ANGULAR: MACH $\pm 0.5$ BEND $\pm 0.5$               |                      |
| TWO PLACE DECIMAL $\pm 0.01$                         |                      |
| THREE PLACE DECIMAL $\pm 0.005$                      |                      |
| FOUR PLACE DECIMAL $\pm 0.0005$                      |                      |
| INTERPRET GEOMETRIC TOLERANCING PER: ASME Y14.5-1994 |                      |
| MATERIAL   | SEE DETAILS          |
| FINISH   | SEE DETAILS          |
|  | DO NOT SCALE DRAWING |

| NAME      | DATE   |
|-----------|--------|
| DRAWN RKM | 3-3-21 |
| CHECKED   |        |
| ENG APPR. |        |
| MFG APPR. |        |
| Q.A.      |        |
| COMMENTS: |        |



|  |                      |     |
|--|----------------------|-----|
| <b>Janesville Tool &amp; Manufacturing Inc.</b>  |                      |     |
| 3930 Enterprise Drive<br>Janesville, WI 53546<br>Phone: 608-314-1620, Fax 608-314-1625 |                      |     |
| TITLE:<br><b>AP-302 TWO STAGE</b>  |                      |     |
| SIZE   | DWG. NO.             | REV |
| <b>C</b>   | <b>AP-302-000-00</b> | -   |
| SCALE: 1:6   WEIGHT: 166.88   SHEET 2 OF 3   |                      |     |

**PROPRIETARY AND CONFIDENTIAL**  
THE INFORMATION CONTAINED IN THIS DRAWING IS THE SOLE PROPERTY OF JANESVILLE TOOL & MANUFACTURING INC. ANY REPRODUCTION IN PART OR AS A WHOLE WITHOUT THE WRITTEN PERMISSION OF JANESVILLE TOOL & MANUFACTURING INC. IS PROHIBITED.