

REGULATED PRESSURE	FORCE
60 PSI	2721
80 PSI	3929
100 PSI	4536

F

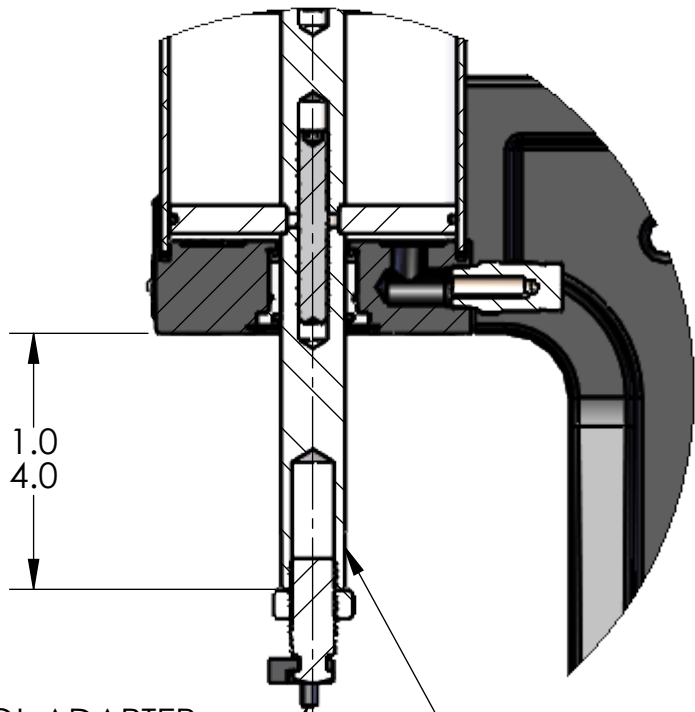
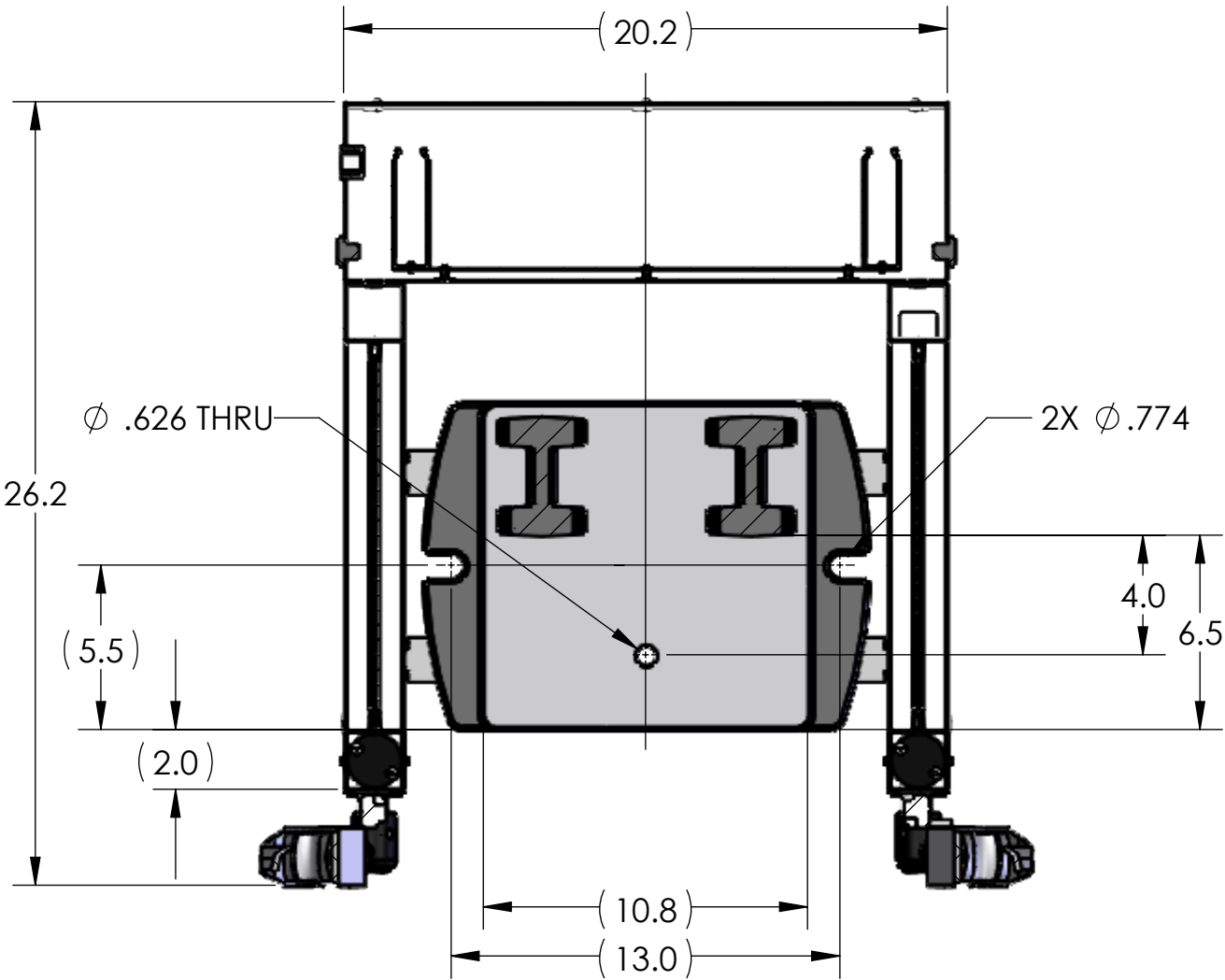
E

D

C

B

A



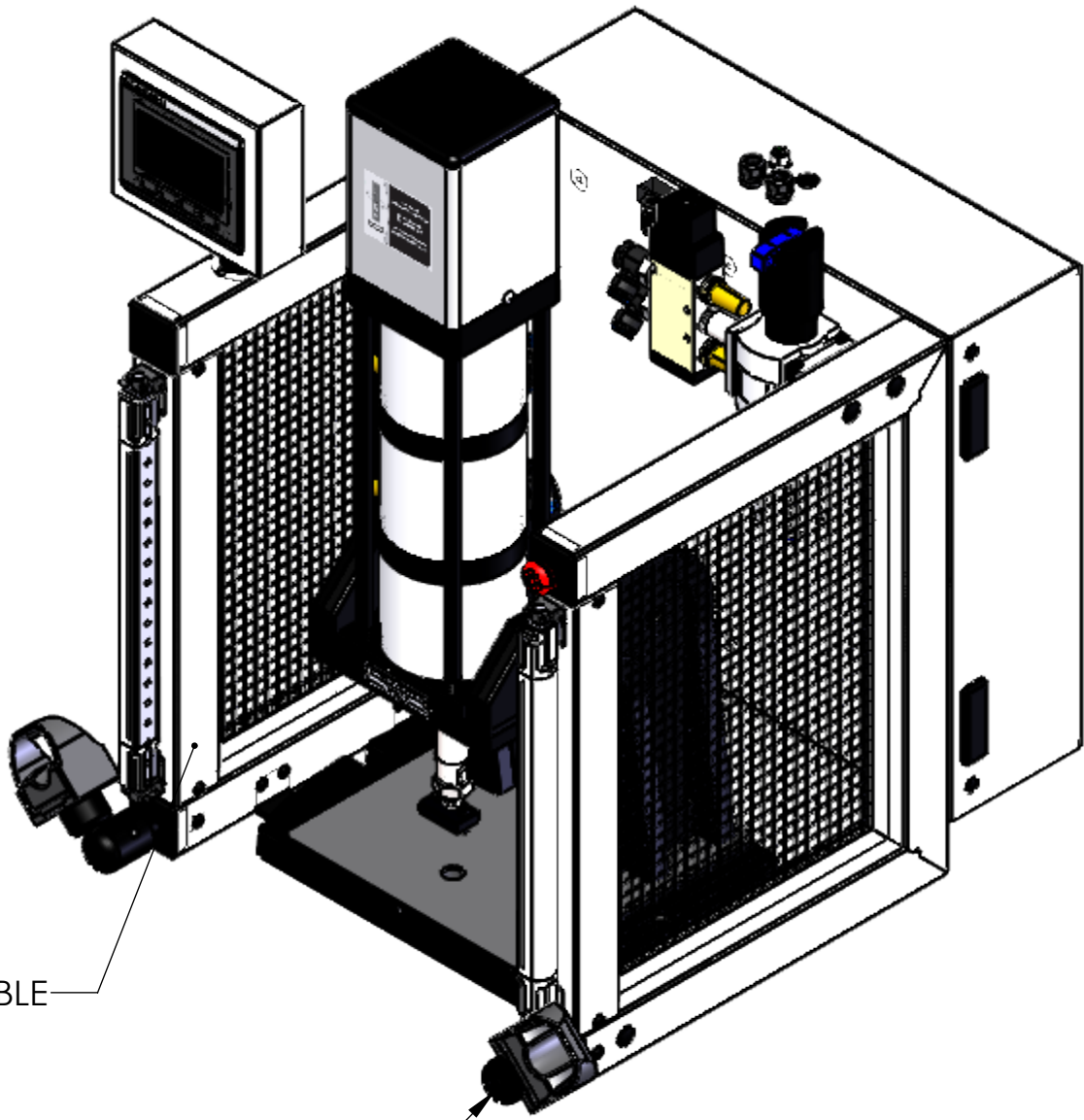
OPTIONAL TOOL ADAPTER:
FOR USE WITH DIE SETS
(3/4-10 UNC ∇ 1.50)
(4) LENGTHS AVAILABLE

DETAIL C
SCALE 1 : 3

$\phi 1.000$ CYLINDER ROD

FRONT TUBES & WIRE MESH ARE REMOVABLE

FULLY ADJUSTABLE OPTO TOUCH BUTTONS



F

E

D

C

B

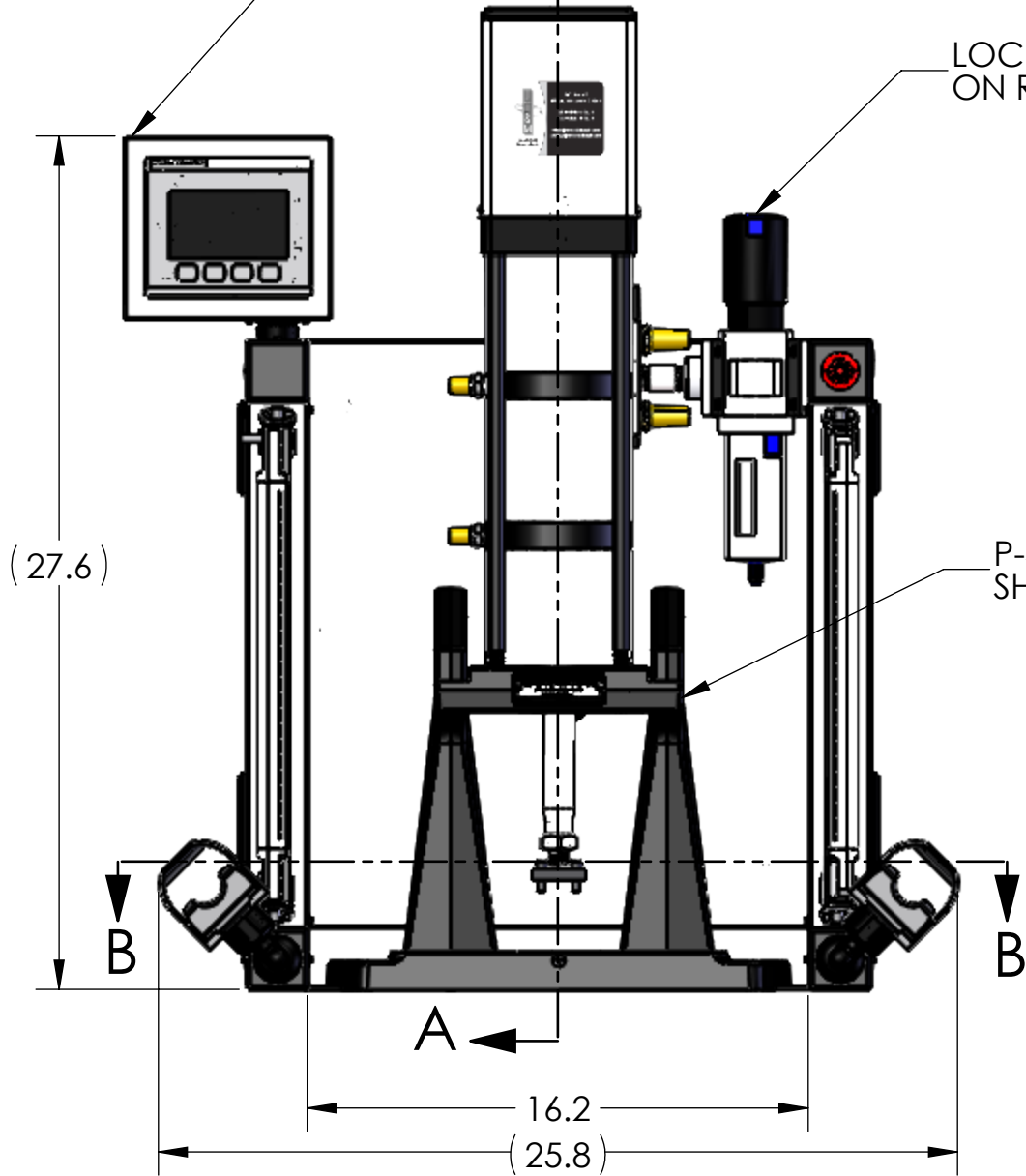
A

HMI (HUMAN-MACHINE INTERFACE)
OPERATOR INTERFACE TOUCH-SCREEN

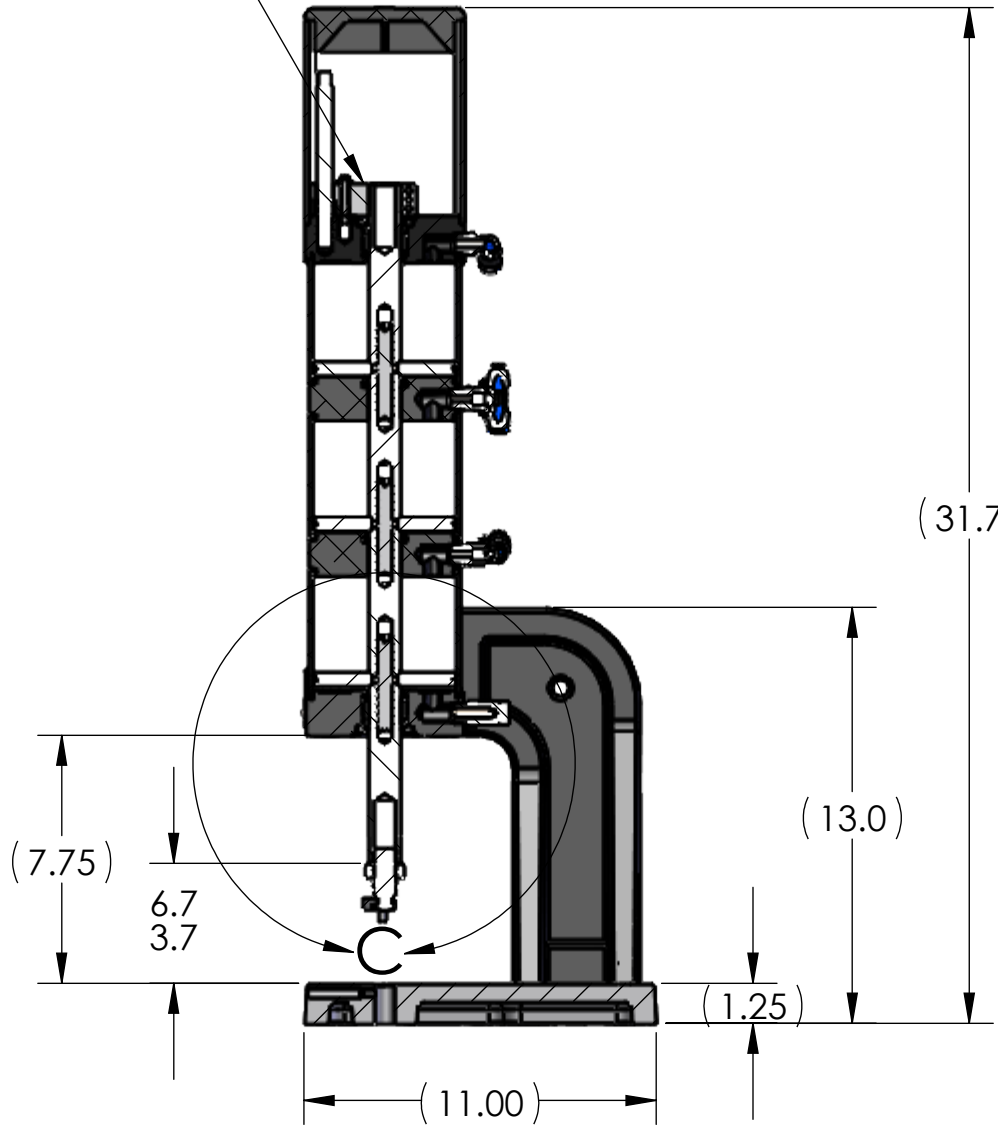
A

LOCK OUT/TAG OUT
ON REGULATOR

P-453 PNEUMATIC PRESS
SHOWN IN ALL VIEWS



ADJUSTABLE DOWN STOP
ANTI-ROTATE MECHANISM




NOTES:

1. PRESS OPERATES ON LOW VOLTAGE (24V DC).
2. LED LIGHT COMES STANDARD.
3. OPTIONAL FORCE MONITORING SYSTEM AVAILABLE UPON REQUEST (NOT SHOWN).
4. OPTIONAL 500-15 ASSEMBLY BUSHING AVAILABLE UPON REQUEST (NOT SHOWN).
5. CYLINDER ROD SHOWN IN EXTENDED POSITION.
6. ALL CYLINDERS COME STANDARD WITH 3" OF STROKE.
LONGER CYLINDER STROKE LENGTHS AVAILABLE UPON REQUEST (UP TO 12").
7. OPTIONAL RISER BLOCKS AVAILABLE UPON REQUEST.
8. LIGHT CURTAIN, E-STOP AND TOOL ADAPTER SHOWN DO NOT COME STANDARD.
9. REMOVED GUARD IN RIGHT VIEW FOR CLARITY.

THIS DRAWING WAS PRINTED ON 1/28/2021

UNLESS OTHERWISE SPECIFIED:	
DIMENSIONS ARE IN INCHES	
TOLERANCES:	
FRACTIONAL	± 0.15
ANGULAR: MACH ± 0.5	BEND ± 0.5
TWO PLACE DECIMAL	± 0.01
THREE PLACE DECIMAL	± 0.005
FOUR PLACE DECIMAL	± 0.0005
INTERPRET GEOMETRIC TOLERANCING PER: ASME Y14.5-1994	
MATERIAL	SEE DETAILS
FINISH	SEE DETAILS
DO NOT SCALE DRAWING	

NAME	DATE
RKM	1/28/21
CHECKED	
ENG APPR.	
MFG APPR.	
Q.A.	
COMMENTS:	
BREAK ALL SHARP EDGES	



Janesville Tool & Manufacturing Inc. 3930 Enterprise Drive Janesville, WI 53546 Phone: 608-314-1620, Fax 608-314-1625		
TITLE: P-453 THREE STAGE		
SIZE C	DWG. NO. P-453-000-00	REV -
SCALE: 1:6 WEIGHT: 176.26 SHEET 3 OF 3		

8

7

6

5

4

3

2

1