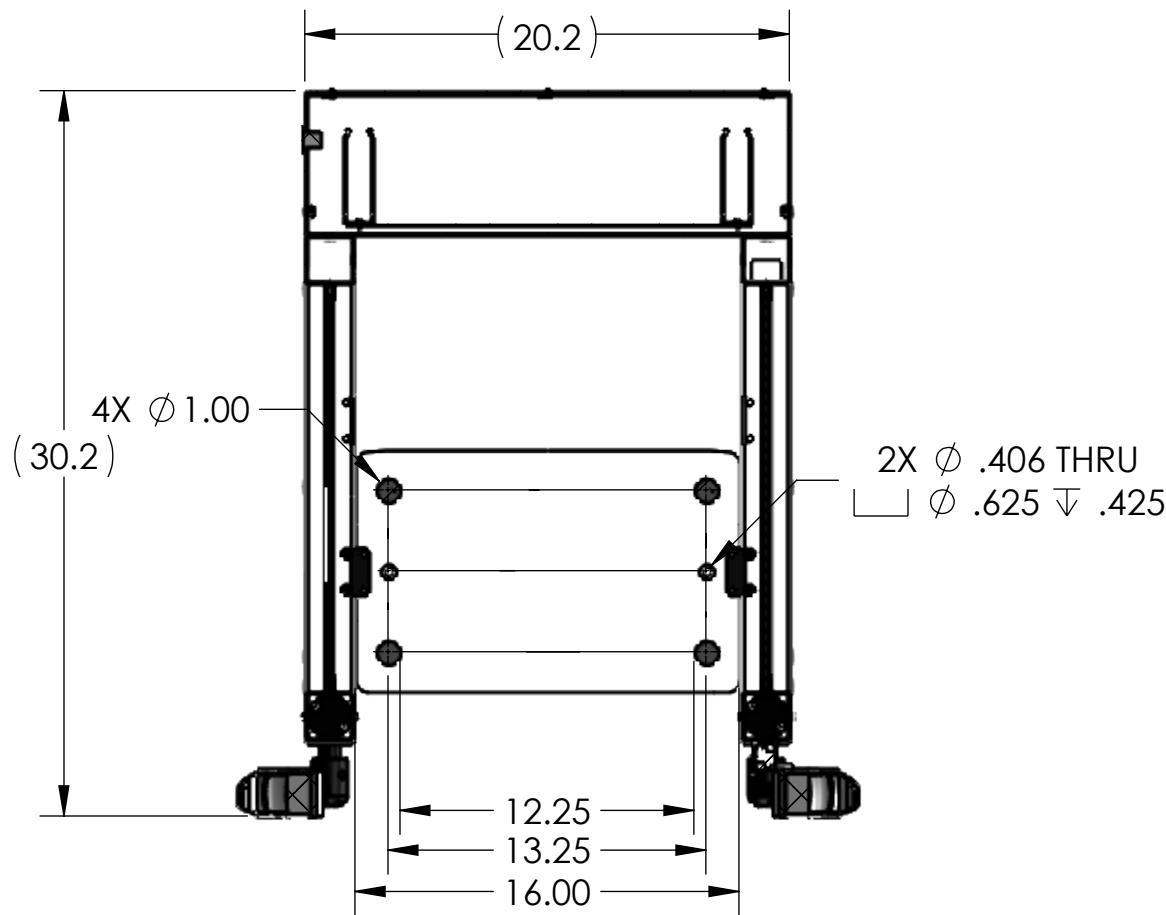


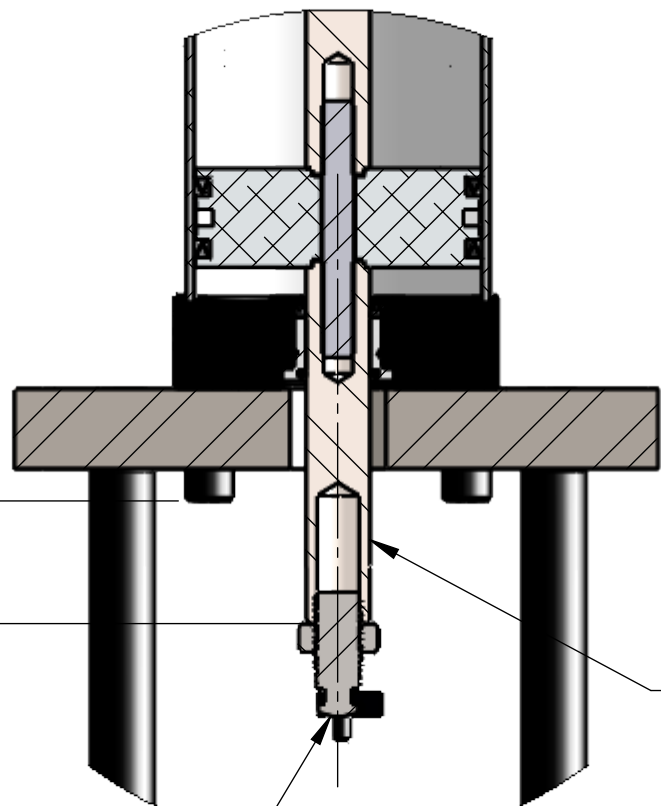
REGULATED PRESSURE	FORCE
60 PSI	2721
80 PSI	3629
100 PSI	4356



OPTIONAL TOOL ADAPTER:
FOR USE WITH DIE SETS
(3/4"-10 UNC ▽ 1.50)
(4) LENGTHS AVAILABLE

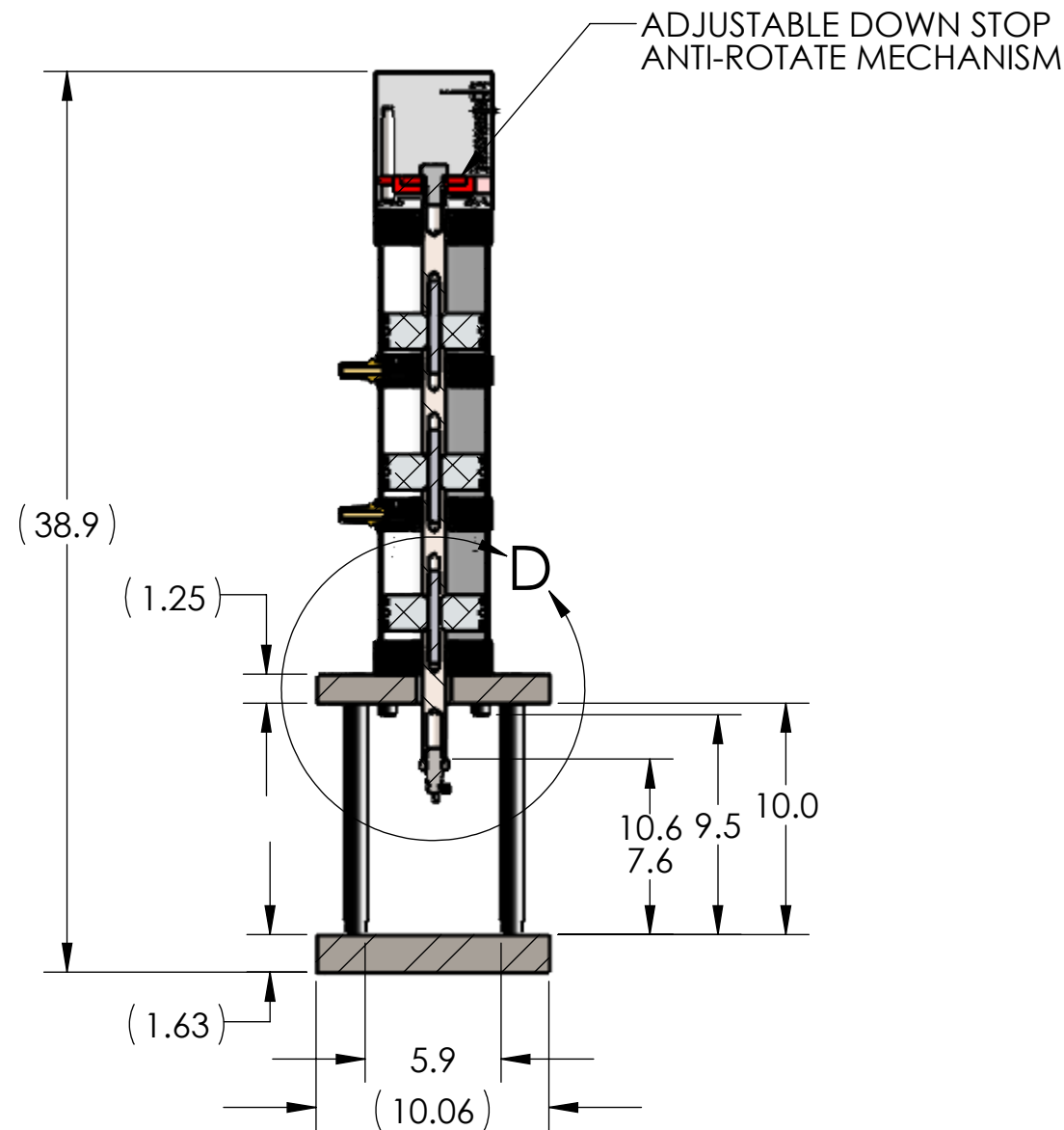
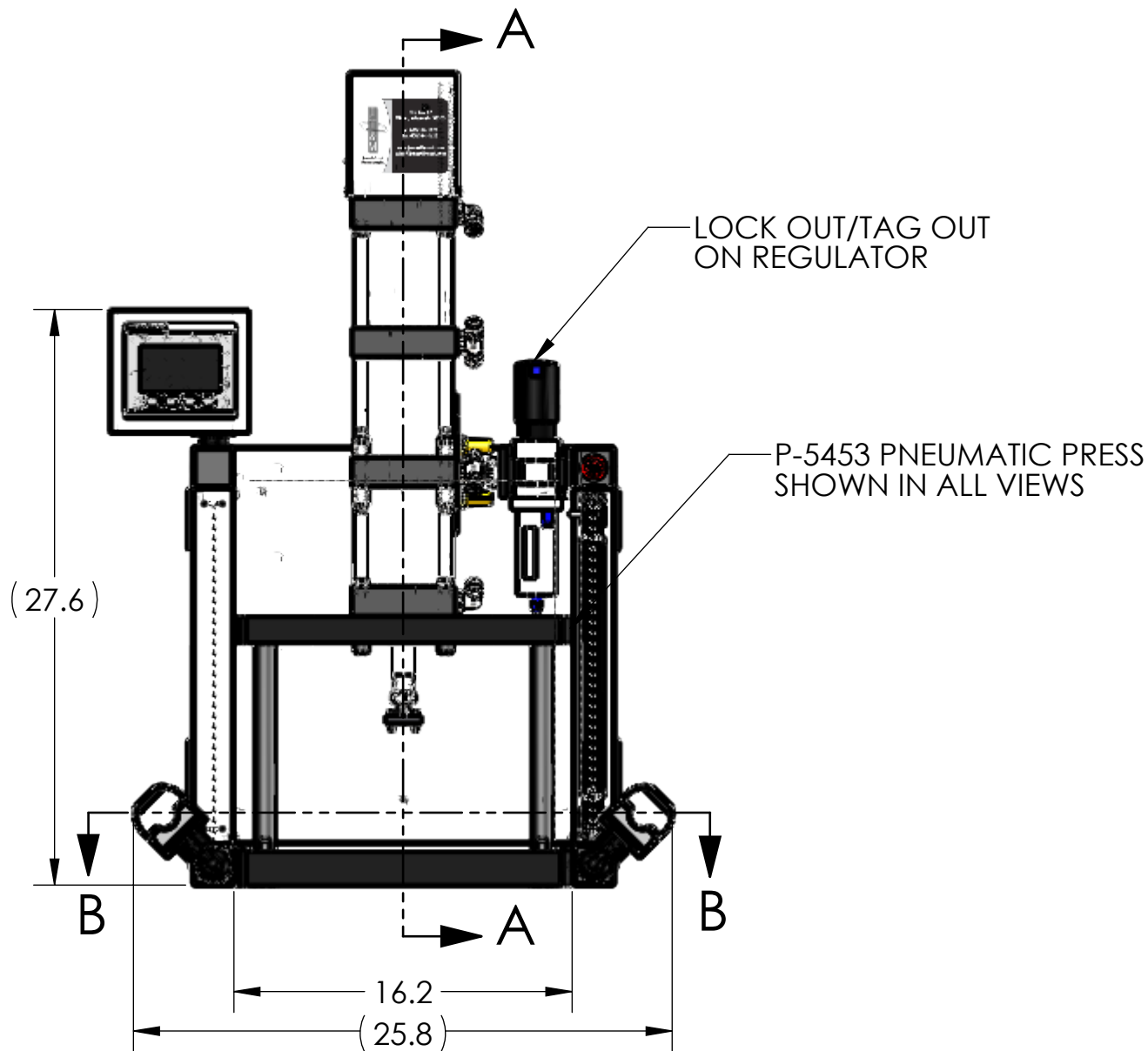
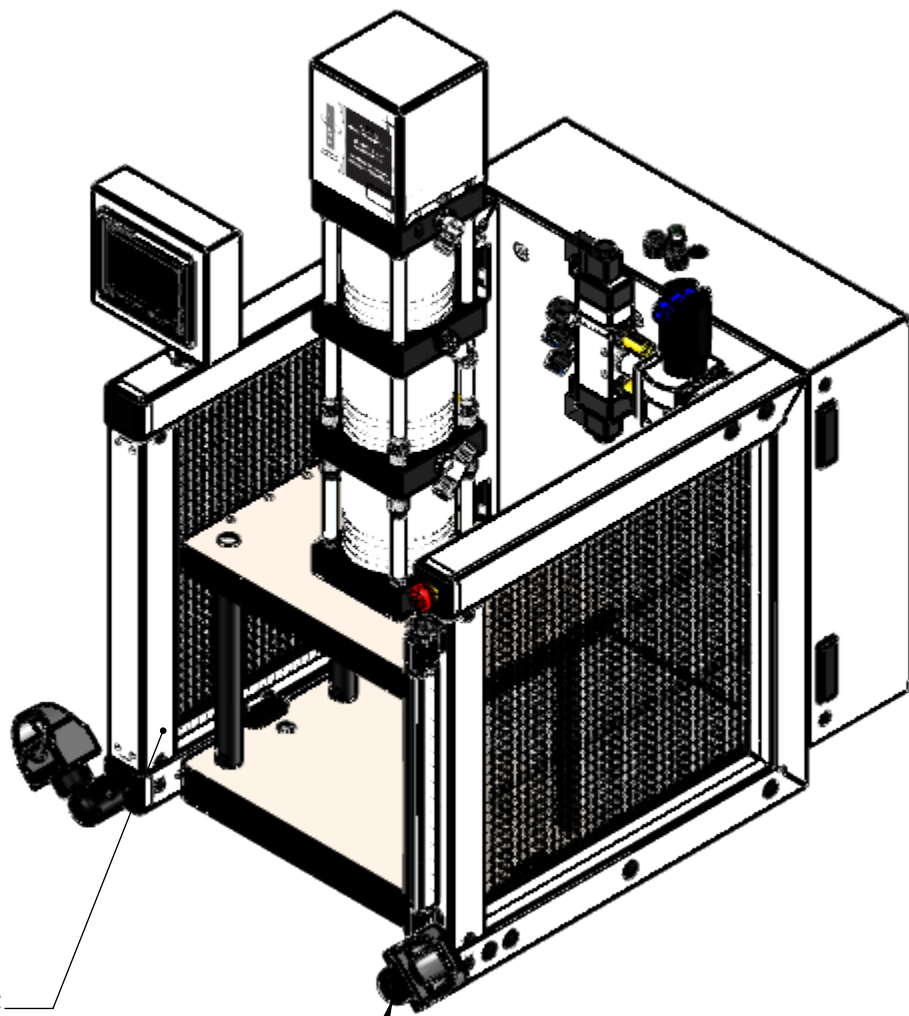
DETAIL D
SCALE 1 : 3

-1.1
1.9



FRONT TUBES & WIRE MESH ARE REMOVABLE

FULLY ADJUSTABLE OPTO TOUCH BUTTONS



NOTES:


- PRESS OPERATES ON LOW VOLTAGE (24V DC).
- LED LIGHT COMES STANDARD.
- OPTIONAL FORCE MONITORING SYSTEM AVAILABLE UPON REQUEST (NOT SHOWN).
- CYLINDER ROD SHOWN IN EXTENDED POSITION.
- ALL CYLINDERS COME STANDARD WITH 3" OF STROKE.
LONGER CYLINDER STROKE LENGTHS AVAILABLE UPON REQUEST (UP TO 12").
- PRESS COMES STANDARD WITH 10" LONG POSTS.
ALTERNATE POST LENGTHS AVAILABLE UPON REQUEST (UP TO 18").
- LIGHT CURTAIN, E-STOP AND TOOL ADAPTER SHOWN DOES NOT COME STANDARD.
- REMOVED GUARD IN RIGHT VIEW FOR CLARITY.

THIS DRAWING WAS PRINTED ON 1/29/2021

PROPRIETARY AND CONFIDENTIAL
THE INFORMATION CONTAINED IN THIS
DRAWING IS THE SOLE PROPERTY OF
JANESVILLE TOOL & MANUFACTURING INC.
ANY REPRODUCTION IN PART OR AS A WHOLE
WITHOUT THE WRITTEN PERMISSION OF
JANESVILLE TOOL & MANUFACTURING INC. IS
PROHIBITED.

UNLESS OTHERWISE SPECIFIED:	
DIMENSIONS ARE IN INCHES	
TOLERANCES:	
FRACTIONAL ± 0.15	
ANGULAR: MACH ± 0.5 BEND ± 0.5	
TWO PLACE DECIMAL ± 0.01	
THREE PLACE DECIMAL ± 0.005	
FOUR PLACE DECIMAL ± 0.0005	
INTERPRET GEOMETRIC TOLERANCING PER: ASME Y14.5-1994	
MATERIAL	SEE DETAILS
FINISH	SEE DETAILS
DO NOT SCALE DRAWING	

NAME	DATE
DRAWN RKM	1/29/21
CHECKED	
ENG APPR.	
MFG APPR.	
Q.A.	
COMMENTS:	
BREAK ALL SHARP EDGES	



Janesville Tool & Manufacturing Inc. 3930 Enterprise Drive Janesville, WI 53546 Phone: 608-314-1620, Fax 608-314-1625		
TITLE: P-5453 THREE STAGE		
SIZE C	DWG. NO. P-5453-000-00	REV -
SCALE: 1:8 WEIGHT: 242.90 SHEET 2 OF 3		