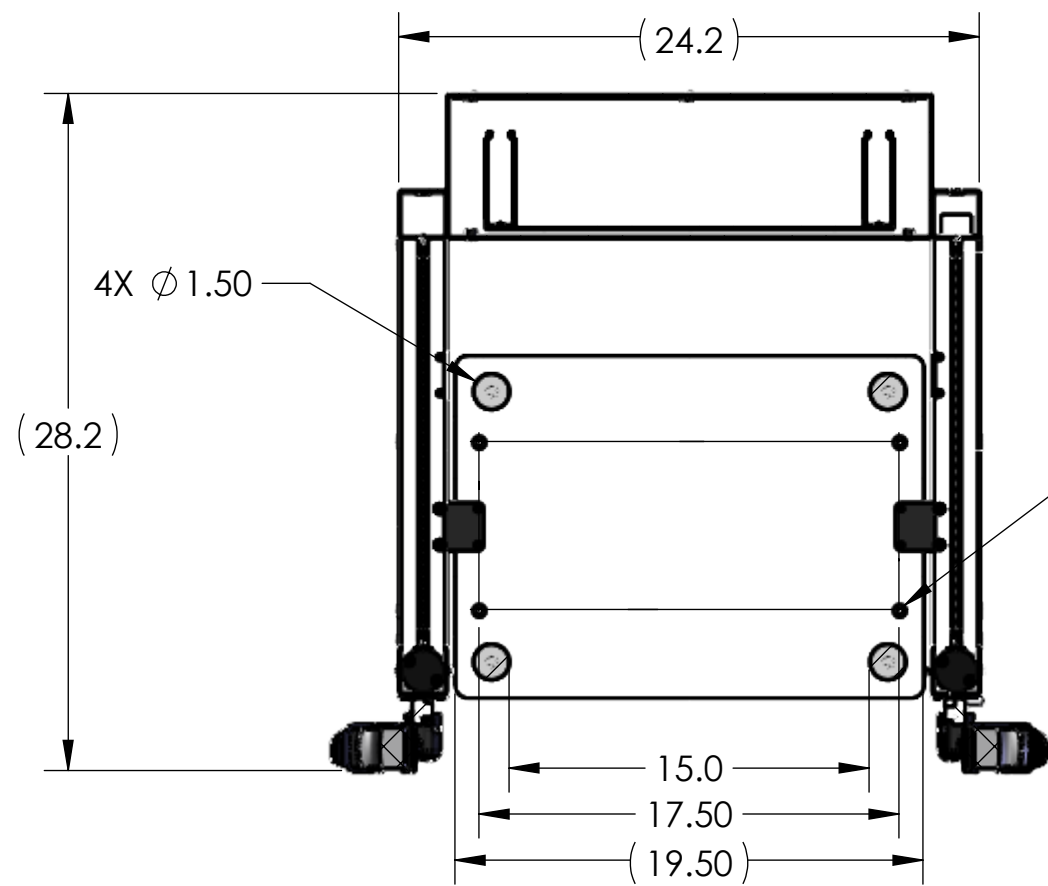


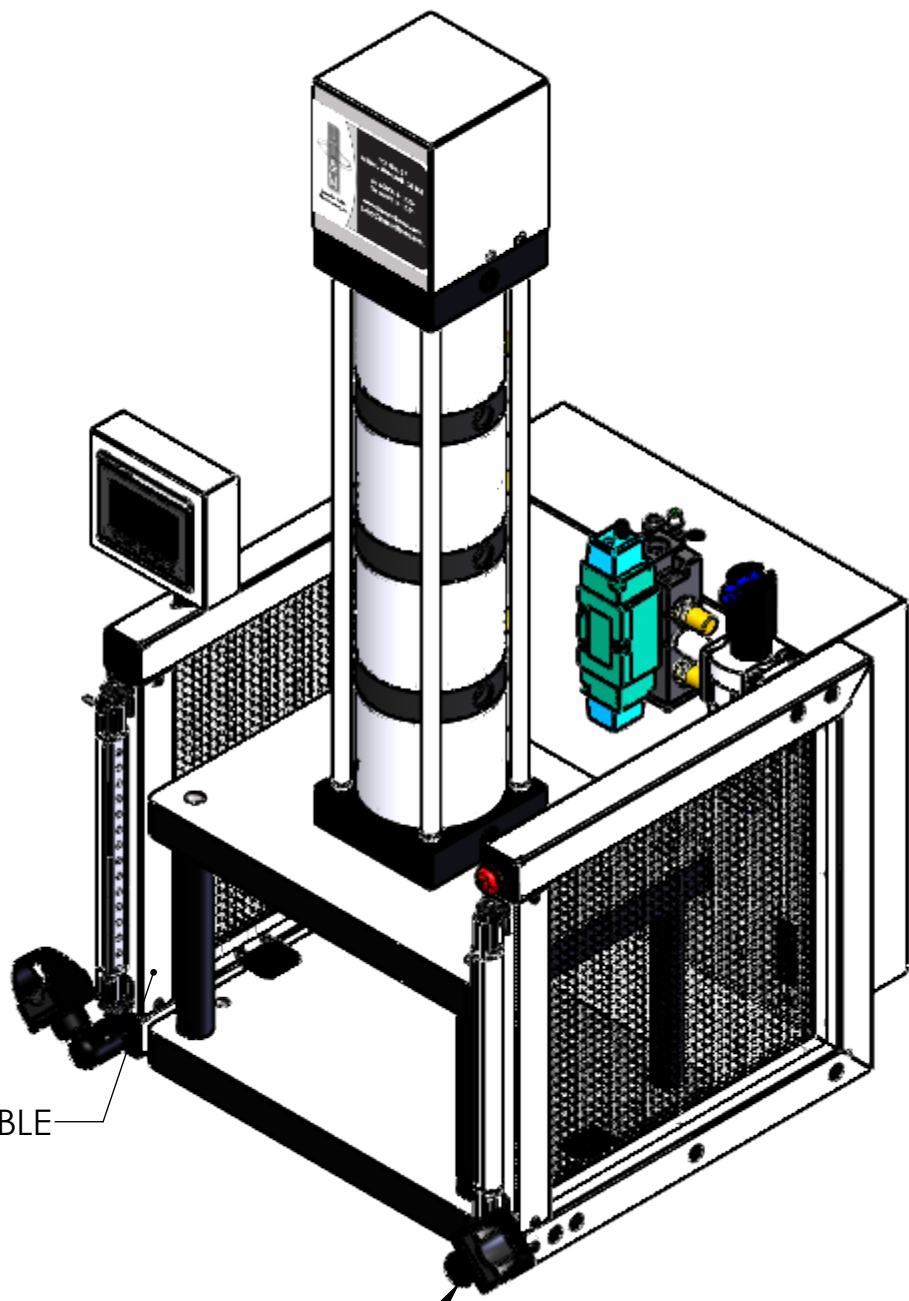
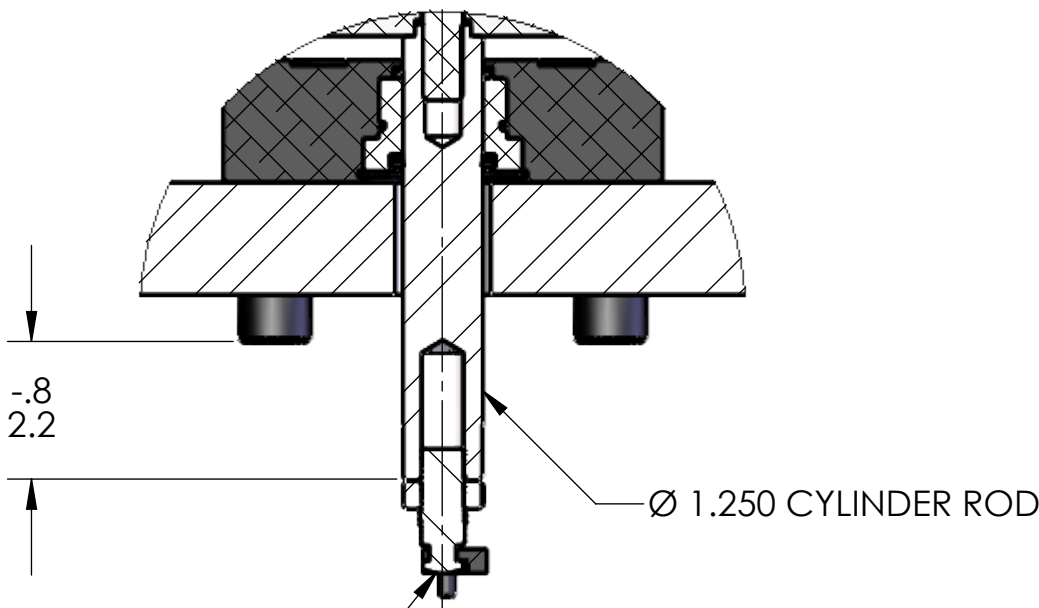
REGULATED PRESSURE	FORCE
60 PSI	6491
80 PSI	8655
100 PSI	10819



4X Ø .332 THRU
Ø .531 ∇ .33

OPTIONAL TOOL ADAPTER:
FOR USE WITH DIE SETS
(3/4-10 UNC ∇ 1.50)
(4) LENGTHS AVAILABLE

DETAIL C
SCALE 1 : 3



FRONT TUBES & WIRE MESH ARE REMOVABLE

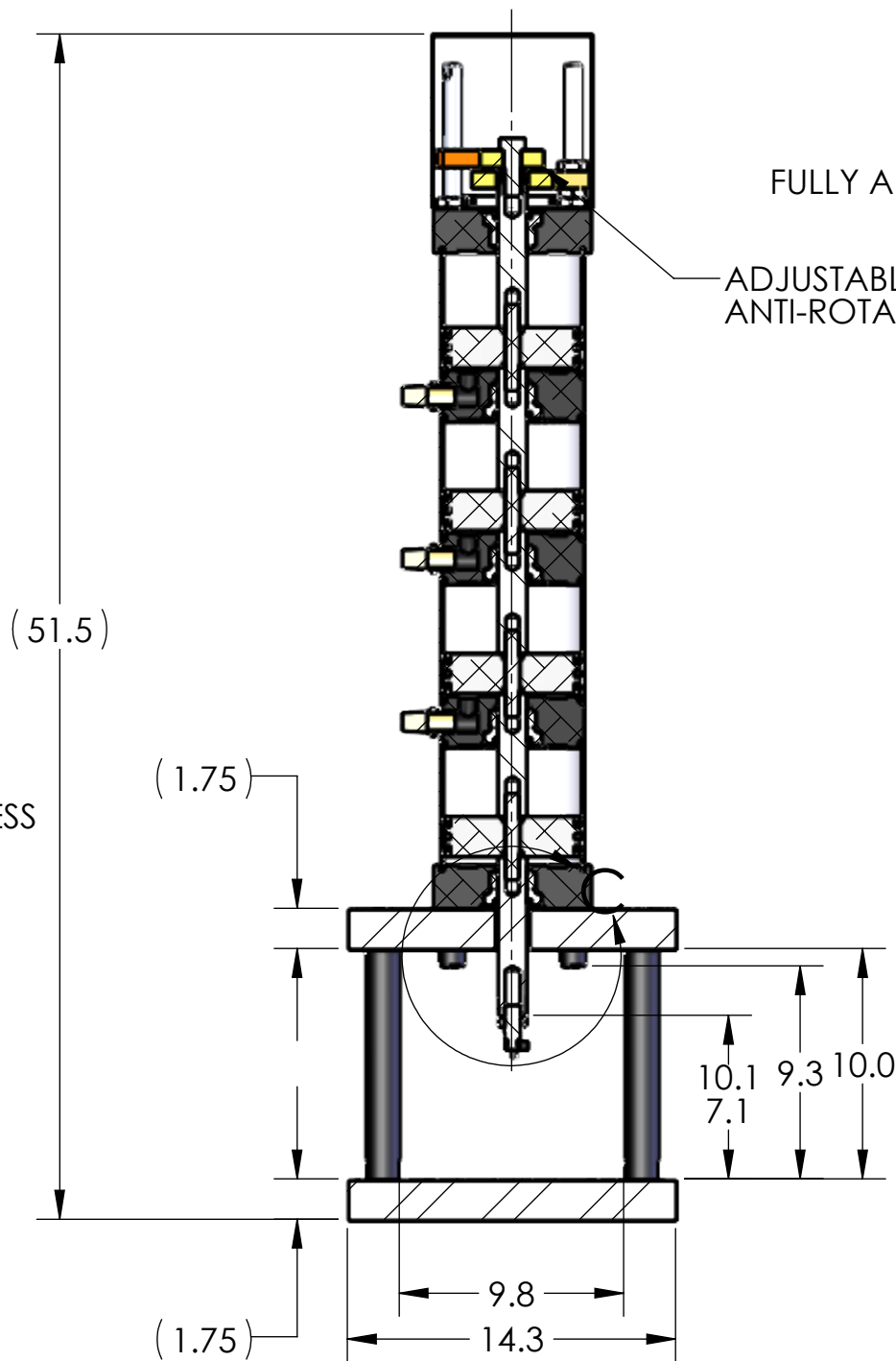
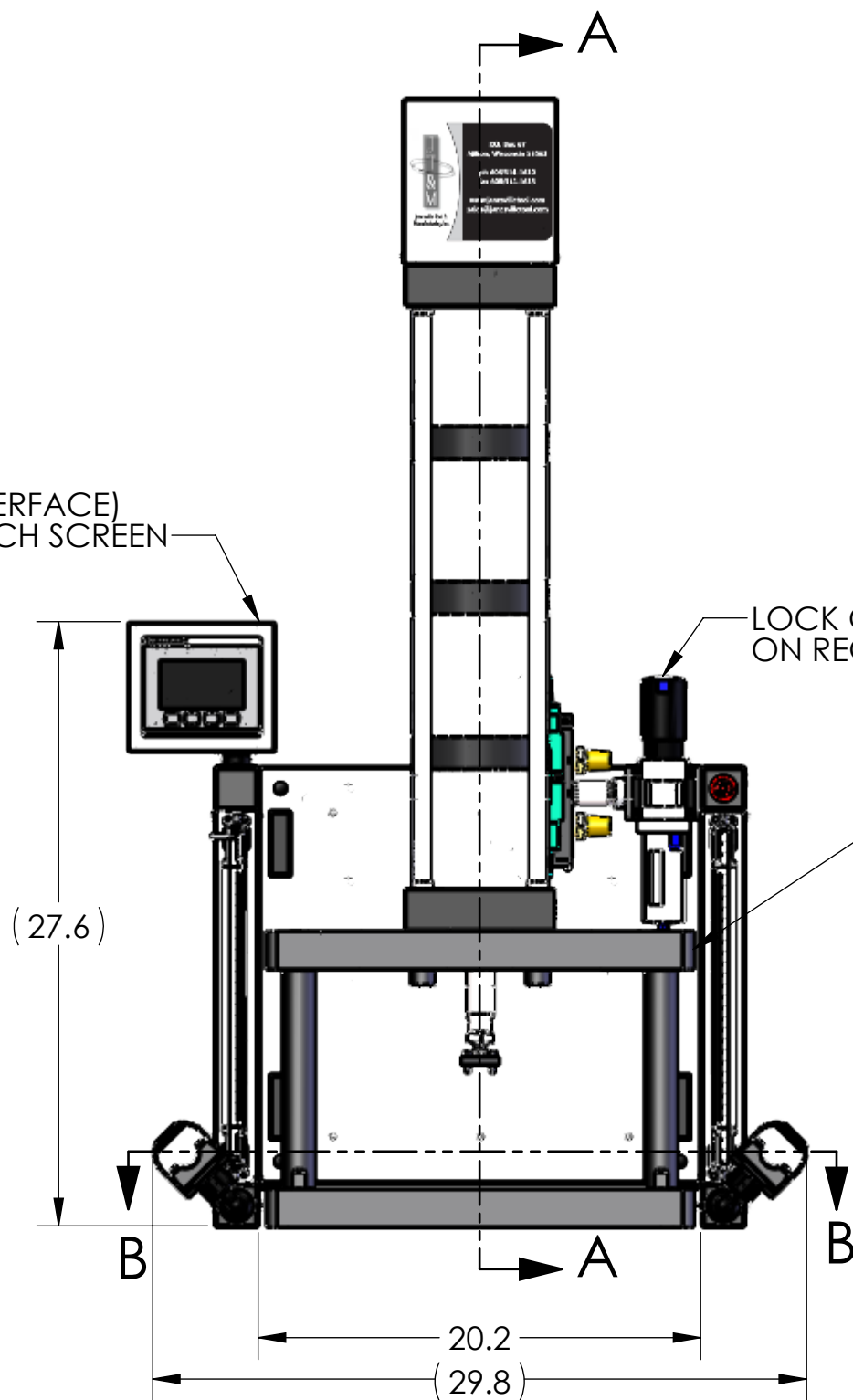
FULLY ADJUSTABLE OPTO TOUCH BUTTONS

ADJUSTABLE DOWNSTOP
ANTI-ROTATE MECHANISM

HMI (HUMAN MACHINE INTERFACE)
OPERATOR INTERFACE TOUCH SCREEN

LOCK OUT/TAG OUT
ON REGULATOR

P-91082 PNEUMATIC PRESS
SHOWN IN ALL VIEWS




NOTES:

- PRESS OPERATES ON LOW VOLTAGE (24V DC).
- LED LIGHT COMES STANDARD.
- OPTIONAL FORCE MONITORING SYSTEM AVAILABLE UPON REQUEST (NOT SHOWN).
- CYLINDER ROD SHOWN IN EXTENDED POSITION.
- ALL CYLINDERS COME STANDARD WITH 3" OF STROKE.
LONGER CYLINDER STROKE LENGTHS AVAILABLE UPON REQUEST (UP TO 12").
- PRESS COMES STANDARD WITH 10" LONG POSTS.
ALTERNATE POST LENGTHS AVAILABLE UPON REQUEST (UP TO 18").
- LIGHT CURTAIN, E-STOP AND TOOL ADAPTER SHOWN DO NOT COME STANDARD.
- REMOVED GUARD IN RIGHT VIEW FOR CLARITY.

THIS DRAWING WAS PRINTED ON 9/1/2021

UNLESS OTHERWISE SPECIFIED:		
DIMENSIONS ARE IN INCHES		
TOLERANCES:		
FRACTIONAL \pm 0.15		
ANGULAR: MACH \pm 0.5 BEND \pm 0.5		
TWO PLACE DECIMAL \pm 0.01		
THREE PLACE DECIMAL \pm 0.005		
FOUR PLACE DECIMAL \pm 0.0005		
INTERPRET GEOMETRIC TOLERANCING PER: ASME Y14.5-1994		
MATERIAL		
FINISH		
DO NOT SCALE DRAWING		

NAME	DATE
RKM	4-19-21
CHECKED	
ENG APPR.	
MFG APPR.	
Q.A.	
COMMENTS:	
BREAK ALL SHARP EDGES	



Janesville Tool & Manufacturing Inc. 3930 Enterprise Drive Janesville, WI 53546 Phone: 608-314-1620, Fax 608-314-1625		
TITLE: P-91082 FOUR STAGE		
SIZE C	DWG. NO. P-91082-000-00	REV -
SCALE: 1:8	WEIGHT: 456.19	SHEET 5 OF 5